


HUSTLER

Journal of the kit car élite

no. 13





TAKE-AWAYS

T.B. & I.E. Faithfull

30 GEORGE STREET, WARMINSTER, WILTS. , BA12 8QB Tel: (0985) 218826

At last Newsletter No 13. It has been a struggle but its here at last. Now that the business is running a bit more smoothly I hope that this year I can spend more time on club matters.

I would like the club to continue for as long as possible, but I do need your support in the way of articles and comments, tips etc. for the Newsletter as this is our main means of communication.

My cars life as a pampered toy are long past, it has really had to work for its living over the last twelve months as a delivery vehicle. It is looking a little sad and neglected. I am making a point of rescuing it at the end of this month and attempt to clean it up a bit.

The car has definitely been worth its weight in gold as an advertising gimmick, it has been in constant demand at various local functions.

We were asked to transport the local Carnival Queen during the Christmas Lights Parade and we are already booked for next year for Father Christmas to distribute gifts to local hospitals etc.

It will soon be summer, for a couple of days at least. I have included details of the Show at Stoneleigh.

One big change this year is that Kit Car Club members will be admitted free of charge for the whole weekend. It would appear that the show organisers have at long last realised that it is the Kit car owners themselves who provide the main attraction. Without them there would be no show.

Subscriptions due by 1st of April please for 1987. Still only £4.

Newsletter No 14 April 87.

Articles for publication by the last week in March please

I have made special arrangements with the G P O to keep a van available to cope with the mountains of mail, in the form of articles for the newsletter, which I know will be arriving in the last week of March.

48, Meadow Way,
Walton,
STONE,
Staffs.
ST15 0JP.
Tel: Stone (0785) 817866.
3/12/86.

Dear Trevor,

Leeds Car Show

I've just received my copy of N/L 12 and coincidentally I've just purchased this month's (NOV's) copy of 'kit car' mag and on page 6 there is an article on the Specialist Car Show held at Leeds of which I painted a rather poor picture in N/L 11. On reading this article 'kit car' actually blacks the picture out! As I am somewhat of a beginner at being in attendance at Kit Car Shows I didn't really know what to expect. But I'm afraid looking back on reflection I've got to agree with their criticism, and I quote "was pretty awful" and "the event was advertised as No 1 in the North — but wins no prizes for anything at all", and "the organiser admitted to being 'embarrassed'". Plus "to say we were unimpressed would be an understatement" — Do you get the impression they didn't enjoy the weekend. I'll say one thing for 'kit car' they don't beat around the bush and don't conceal any punches, which in my opinion is a good thing. Though occasionally they must have a slightly biased opinion.

There is mention of the catering of which as I said we didn't sample, but they did. The most common complaint was of raw burgers and "the reeking clouds of bacon fat wafting out of the canteen and causing a thick, evil smelling fog in the lower end of the already dingy hall". Being at the top end of the hall the smell smelt quite appetizing but smells can sometimes be misleading can't they!

"Just Wooden"!

It would appear that there now seems to be only wooden Hustlers in the club as all the correspondence in the last few N/L's (certainly the last 3!) has been dominated by us, I can only assume that us wooden builders are the only ones having minor difficulties and take a pride in what we have achieved or is it that you 'plastic' builders are not interested in the finer points and don't really care if it looks 'not quite finished off'!! (stands well back from the fan!!!!)

EN/ELLSI

The fact that N/L12 was late in arriving does illustrate that it is not an easy task to get it together (made even harder if there's nothing to get together!!) have it printed and then get it distributed. Also the fact that there have been 12 in all I think is an achievement. So, OK, other clubs manage it but most have been doing it for some time but I'll bet they had the same problems in the beginning. It can also be a thankless task so I'd like to say thank you to Trevor for the effort he's put in and to say that there are only a few 'one car only' kit car clubs around (the Hustler Owners club being one such club!!).

1800 SIX

Nice to hear that Martin's 1800 wooden 6 is progressing slowly and a word of encouragement, it is worth it in the end! (You'll have to get out into that cold garage!)

A wee leak!

Had to go and purchase a new radiator the other day as the one I had originally fitted had had a very small leak from very early on, so after the leak began to get progressively worse and the cost of 3 tins of 'Radweld' already I decided it was time to change the somewhat 'holey' rad. I was told that the rad I required actually came out of a 1500 Allegro not a 1750 as I had at first thought. Apparently both rads are the same size but the top and bottom hoses are situated on the same end of the 1750 rad. (I wish I'd known that previously. It would have made the plumbing a lot easier!)

Cars for Sale

Regarding the question of putting a realistic value on a kit car I'm afraid I've got to agree with Trevor in so much as it doesn't matter how much effort you've put in (ie blood sweat and tears (good name for a pop group that! (giving my age away now!!)) swearing, drinking coffee, cursing, scratched knuckles, threatened divorce, sore fingers and deflated ego, and kids saying such things as "Who's that strange man in the garage" & "Who's daddy?". If somebody wants to buy the car they're not going to pay over the odds for what they think it's worth. Not what you think it's worth. And sometimes even the money put into the project might not even be recovered never mind about breaking even.

An exhaustive problem

An interesting fault reared it's ugly head on the exhaust system which took 3 frustrating attempts to rectify. It all started with that horrible 'tut-tut-splutter-splutter-f--t-f--t' of a blowing exhaust. We must have all experienced it sometimes and spent pounds on 'Gun Gum' paste and bandage in a vain attempt in trying to patch it up. I've learnt this time that if it starts blowing, blow the expense (excuse the pun!) and replace it straight away as it's only delaying the inevitable. Anyway I digress.

The tut-tut-f--t-f--t seemed to be coming from the flexible piece of pipe on the front pipe. (If you've ever owned a Maxi you'll know what a pain in the proverbial it is! But it does mean though that I can bend the pipe to clear the subframe so I'll just have to suffer it.)

I then spent one night patching it up with a Gun Gum bandage to try and delay the inevitable. Thought that would be it for a week or two if I'm lucky. Left it overnight to 'go off'. Started it up next morning — no different! still tut-tut-f--t-f--ting.

So after robbing the housekeeping - sorry! after applying for a short term loan from the Sharp Bank I purchased a new front pipe. Set to the next night and changed the front pipe. Have you ever tried to separate a front pipe from a silencer pipe after they have been happily joined together in holy matrimony for 12 months? After much cursing and swearing - nothing changes does it? - I managed to part them and fit the new pipe. Great - I thought - but no, still as bad as before and I'd made sure that the exhaust/manifold clamp had plenty of Gun Gum paste on it when I replaced it. But that's where this 'orrible tut-tut-f--t-f--t still appeared to be coming from. By this time I'd had enough. After a good nights sleep and when the powers of reasoning had returned I sussed out that it could only be the manifold/cylinder head gasket. Can't be - can it? Yep it was! 3rd time lucky.

When I took off the manifold the gasket just disintegrated. I should have realised there was something not right 'cause when I removed one of the studs holding on the manifold it was black with exhaust deposits. Once a new gasket was fitted it was as quiet as a mouse. No more tut-tut f--t-f--ting and it now seems to run much better. I've noticed recently that there have been some "flat spots" probably due to the fact that if the manifold has been blowing it is likely that it has also been sucking in air as well causing a weak mixture.

A sticky situation

It's amazing how much drivel you can write when your stuck on your back with nowhere to go. Yes I'm writing this draft, flat on my back in bed. The bloody things gone on me again! It seems like Deja Vu 'cause it's almost 3 years since it went the first time and I spent in bed studying the plans of the wooden 6 as the plans popped through the door the day after my back went. How's that for rubbing salt in the wounds - plans there and unable to start building the car. Actually it was a blessing in disguise as it enabled me to study them in detail and design the mods that are on the car today, namely forward facing rear seats, one piece roof and the installation of a bigger engine and basically becoming familiar with all the pieces of the 'jigsaw' that go to make up a wooden Hustler. It really does pay dividends to study the plans closely and be sure you know where every piece goes.

Had a near miss when I glued a piece of wood in the wrong place. When I tried to remove it, when it did eventually "give" the outer laminate stayed put but the manufactured glued piece actually parted!! My glued joint was stronger than the manufacturer's joint. (I used 'Aerolite' waterproof glue).


Anyway enough of this drivel, I must leave space in the 12 pages of the N/L for the hundreds of articles from the other members!?!?!

See some of you in the New Year and a belated
Merry Christmas and a Happy New Year

Another year gone! It'll soon be the Stoneleigh show again. Possibly going for the full W/E this time I hope.

Keep Hustling!!!
KSS

Keith Sharp, STONE, Staffs.



AUDIO & ELECTRICAL CAR SERVICES

WIRING HARNESSES MADE TO SPECIFICATION.
ALL CAR ELECTRICAL INSTALLATIONS AND REPAIRS
FULLY EQUIPPED MOBILE REPAIR SERVICE.

Works
Unit 6, Building No.1
North Weald Airfield
North Weald, Essex CM16 6AA
Mobile Phone: (0860) 317453

Audio & Electrical
11 The Dale
Waltham Abbey
Essex EN9 1SU
Tel: Lea Valley (0992) 718439

January 1987

Dear Sir,

We specialise in the design and manufacture of quality vehicle wiring harness's and are supplying many of the U.K.'s leading replica car manufacturing companies.

Our wiring harness's are made from the highest quality cable to BS6862 Part 1 specifications where applicable with British Standard colour codes used throughout. All multiplugs and terminations used are of the highest standard.

A wiring harness made specifically for your vehicle eliminates unnecessary and untidy wiring providing a practical and professional installation.

We can supply you with a harness made for the job at a competitive price thus allowing you a good profit margin.

If you would like further details or to discuss your own requirements more fully don't hesitate to call me on either of the above telephone numbers.

Yours Sincerely

Martin Santos (Proprietor)

Why not visit us at the National Kitcars Show - Kenilworth

APRIL 25 & 26 STAND No. 28

NATIONAL
KITCARS
AND
SPECIALS
SHOW
APRIL 25-26 1987

Royal Showground, National Agricultural Centre, Kenilworth, Warwickshire CV8 2LZ. Telephone (0926) 512737 / 400026

January 1987

T B Faithfull
Hustler Owners Club
4 Lodge Close
Church Lane East
Aldershot
Hants
GU11 3TA

Dear Club Secretary

We have in the interest of the Clubs, decided to define certain grey areas that have arisen in the past, which mainly involves the Kitcar Owners, the Clubs' Competitions and entry, and therefore, enclosed are the new Competition regulations relating to the Show. We have allocated the sites, bearing all requests in mind in the fairest possible way, and also by the number of cars that we have been advised, will be participating throughout the weekend.


We would like to point out that one or two Club members do not necessary want to camp on the Club Site with their cars, if this is so, they are welcome to take up camping sites as when they arrive with the individual entry campers, however you will appreciate that it is impractical to reserve sites for Clubs in the Individual camping area.

We do ask you to remember the fire regulations especially relating to the distance between each caravan or tent.

Further information in the form of a press release from Mr Richard Hudson-Evans will be sent to the Clubs on 17 February so this can be included in any newsletters prior to the event. This information will be mainly about new cars on show, the new Off Road Racing Competition Track and any news regarding Clubs visiting from Overseas.

If you have any queries please telephone either Carolyn Uzzell or Don Ford and we will try and sort these out as quickly as possible.

Yours/sincerely



Special Events and Promotions Limited
27 Warwick Road
Kenilworth
Warwickshire CV8 1HN

In association with Kitcars and Specials Magazine

NATIONAL KITCARS & SPECIALS SHOW - ROYAL SHOWGROUND - STONELEIGH

C L U B I N F O R M A T I O N

ENTRY

The Kitcar owner driver who is a member of a Club exhibiting at the Show will be admitted free of charge for the weekend, including FREE camping. All passengers will have to PAY the following rates:- i.e., £6.00 per person to camp for the whole weekend or £2.50 for just attending one day. Any other Club Member NOT driving a Kitcar will be charged the full rate for the weekend.

**NATIONAL
KITCARS
AND
SPECIALS
SHOW
APRIL 25-26 1987**

Royal Showground, National Agricultural Centre, Kenilworth, Warwickshire CV8 2LZ. Tel: (0926) 512737/400026

To: SPECIAL EVENTS AND PROMOTIONS LTD. 27 Warwick Road, Kenilworth, Warwickshire CV8 1HN. Tel: (0926) 512737/400026

APPLICATION FOR TENT/CARAVAN SPACE

V.A.T. Registration No. 307 3629 65

We shall require reserved space for the following units:

No. OF PERSONS TENTS CARAVAN/CARAVANETTES

CHARGES: £6.00 per person, including V.A.T. and admission on both days.

We enclose a cheque for £ _____ made payable to Special Events and Promotions

Name: _____ Telephone No.: _____

Address: _____

PASSES ISSUED: _____ BLOCK No.: _____ SITE No.: _____


"Rose Cottage",
Hollington,
LONG CRENDON. Bucks.
HP18 9EF.

26th. January 1987.

Dear Trevor,

Could you please insert the following notice in the next suitable issue of our magazine please? Also, a small tip which someone might not already know about and it could help in an emergency. Hope you both are keeping well and that the business progresses?

Sincerely,



(Gibbs).

WANTED:

Has anyone a good condition Austin 1300 (or similar) petrol tank for sale? I have a Fiat 127 tank available in excellent condition if anyone requires it - after I have obtained the Austin tank that is! Barry Gibbs, "Rose Cottage"? Hollington, Long Crendon (208418). Bucks.

TIP.

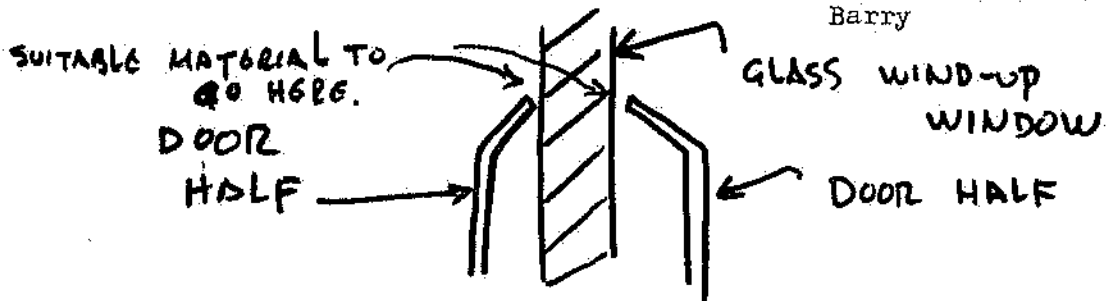
In case there is someone who may find themselves in trouble due to non-availability of a paper-type gasket one day, an accurate and easy way to make a new one is to use cartridge-type paper for the gasket (failing the correct gasket-type paper) and instead of trying to cut out the sections where there is either a hole (i.e. stud and/or water passage) or a curved section, use a round-headed hammer to gently tap-out the required shape - do not hit it heavily! If you are 'cutting out' a hole where a stud passes through the gasket, tap out paper almost through then gently snip the section out, otherwise it could possibly happen that the cut-out segment drops inside the stud's hole - such as on a cylinder head.

Barry

INFORMATION REQUIRED

Can anyone advise me on what I can use around my Hustler Force 4 wind-up windows to prevent their terrible rattling? The offending section is the door cills - it is not possible to gain access inside the cill due to both door halves being bonded together so whatever is used will have to clip onto the edge - see sketch. I have used a plastic 'U' shape material but the glass still clatters against it. Help please, I get funny looks driving around with ear defenders fitted.....

Barry

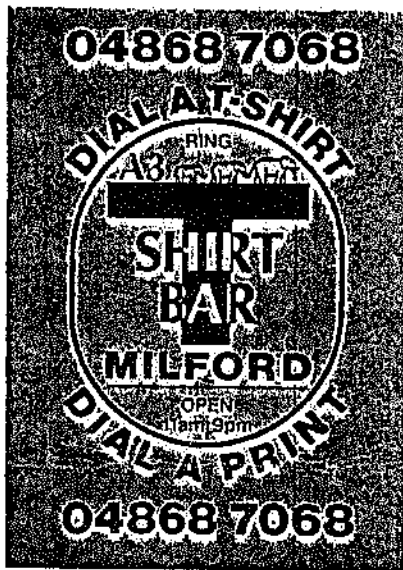


1 **SIZES** Chest or bust size in inches, 2" size steps

1. Inches	22	24	26	28	30	32	34	36	38	40	42	44	46	48	50
2. Ladies' Bust						10	12	14	16	18	20	22	24	26	28
3. Men's Collar						13½	14	14½	15	15½	16	16½	17	17½	18
4. Children's Ages	2	4	6	8	10										

A. LOOK AT THE PRICE GUIDE

Item	Price Guide	
	From	Average
T Shirts	1.95	4.95
Sweatshirts	4.95	8.95
Sports Shirts	6.95	12.95
Men's Shirts	6.95	10.95
Ladies' Blouses	6.95	10.95
Overalls	19.95	24.95
Jogsuits	19.95	24.95
Tracksuits	24.95	29.95



The address for those who wish to visit the shop is:

3 New Road, MILFORD. Surrey.

On the A3 next to the 'White Lion Pub'

Club Badges as on the right.

Cloth, Black & White.

£1.20 each.

Club Keyrings as on the

left. 30. pence each.

Cheques made payable to 'Hustler Owners Club'.

Send to :

Trevor Faithfull
30 George Street.
WARMINSTER
Wilts.

